



"Making Architecture and Design attainable & equitable"

BITARCHITECTS SPRING 2023 INTERNSHIP PORTFOLIO

Table of Content

I- INTERN INTRODUCTION

II- ARCHITECTURE PROJECTS

- A- 925 Apartment Interior
- B- Laveda Salon & School
- C- Payne Multi-Family Residence
- D- Dani's Helping Hand

III- WRITE-UP TASKS

- 1.What will you bring to the table at this Internship
- 2.What will you acquire from this Internship?
- 3.What is APA Citation?
- 4.What are your architectural strengths
- 5.Worldwide Architectural Landmark
- 6.Interior designer whose work inspires me
- 7.What makes a good employee/intern in a company?
- 8.What can an architect/interior designer can be
- 9.What has this internship taught you in the first month?
- 10.Career expectations
- 11.How digitization does impacts architecture
- 12.Mood Board
- 13.Research Task

IV- GUESTS MEETINGS

V- CONCLUSION



Ahmad Kerdieh

Architectural Intern at Bitarchitects

I INTERN INTRODUCTION

Ahmad Kerdieh

Creative, Committed, Innovative

Mr. Ahmad Kerdieh has a bachelor's degree in Arts and Interior Planning from the American University of Science & Technology, Lebanon. Mr. Kerdieh was part of the site architects in the renovation of EX Sport Building in Faytroun, Lebanon and part of the landscape consultant for the Tannous villa project in Ballouneh presenting 3D visualisations. Mr. Kerdieh is an innovative solution seeking creative landscape design solutions.

925 Apartment Interior

Project Date: February 2023

Project Type: Residential: 1 Family House | Remodel

Project Owner: 925 Apartment Interior

Project Brief:

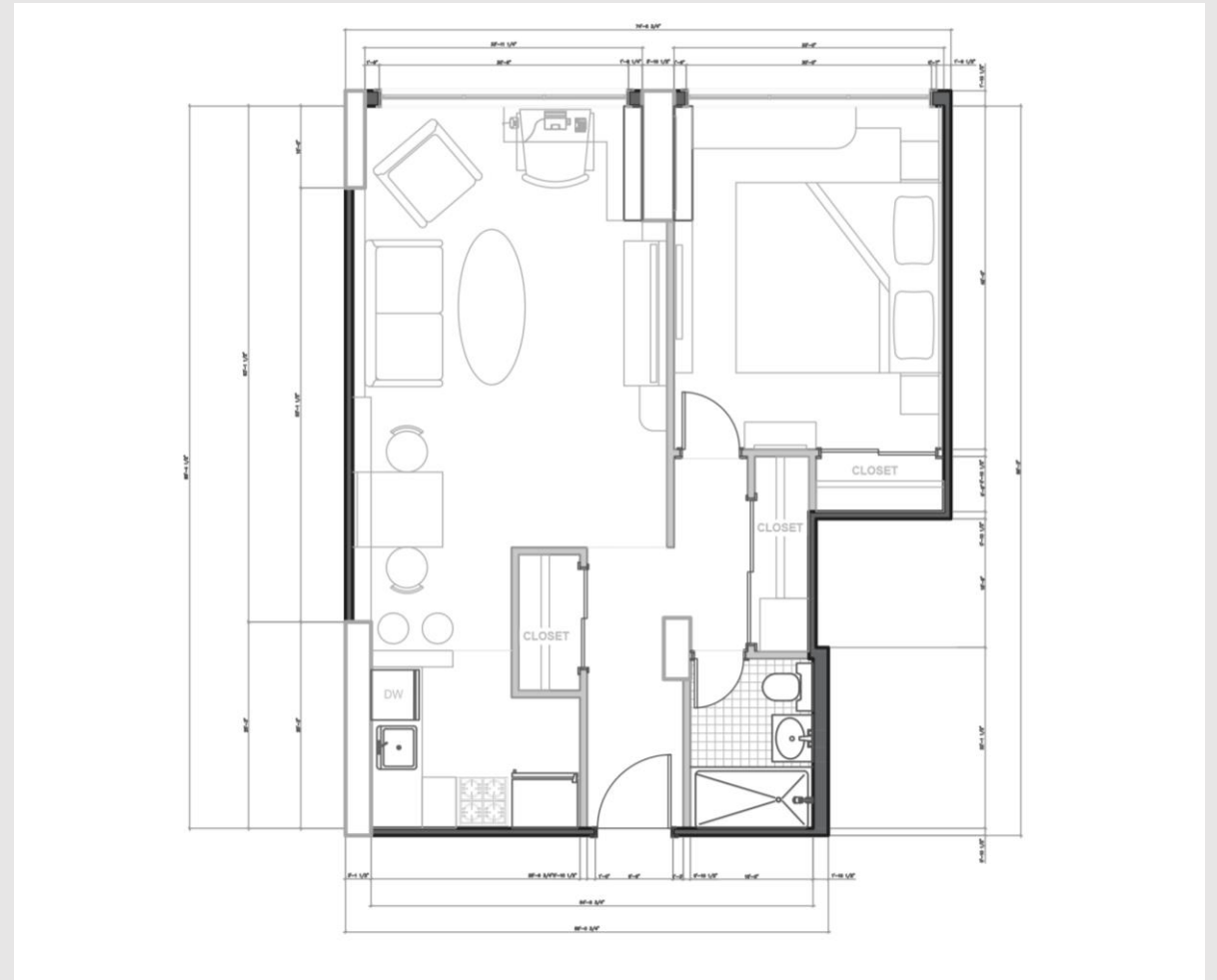
925 Apartments are interested in having one of their apartments redesigned to fit the contemporary style. The apartment is located at the heart of Washington, DC and they would like to have a contemporary sitting area, a dining table, an office and a nice bedroom that would fit a couple, both working professionals.

Bitarchitects Team helped create a concept and create interior design concept to comply with the client's aspirations.

Responsibilities:

- Designing
- Remodeling
- Full Furnished
- 3D perspectives

925 Apartment Interior



Furnished Plan

BITARCHITECTS

ARCHITECTURE, INTERIOR DESIGN & CONSTRUCTION



Views in Living Room & Kitchen





BITARCHITECTS



BITARCHITECTS

Views in Bedroom



BITARCHITECTS



BITARCHITECTS

Laveda Salon & School

Project Date: March 2023

Project Type: Remodeling Building from Exterior & Interior

Project Owner: M. Murrell

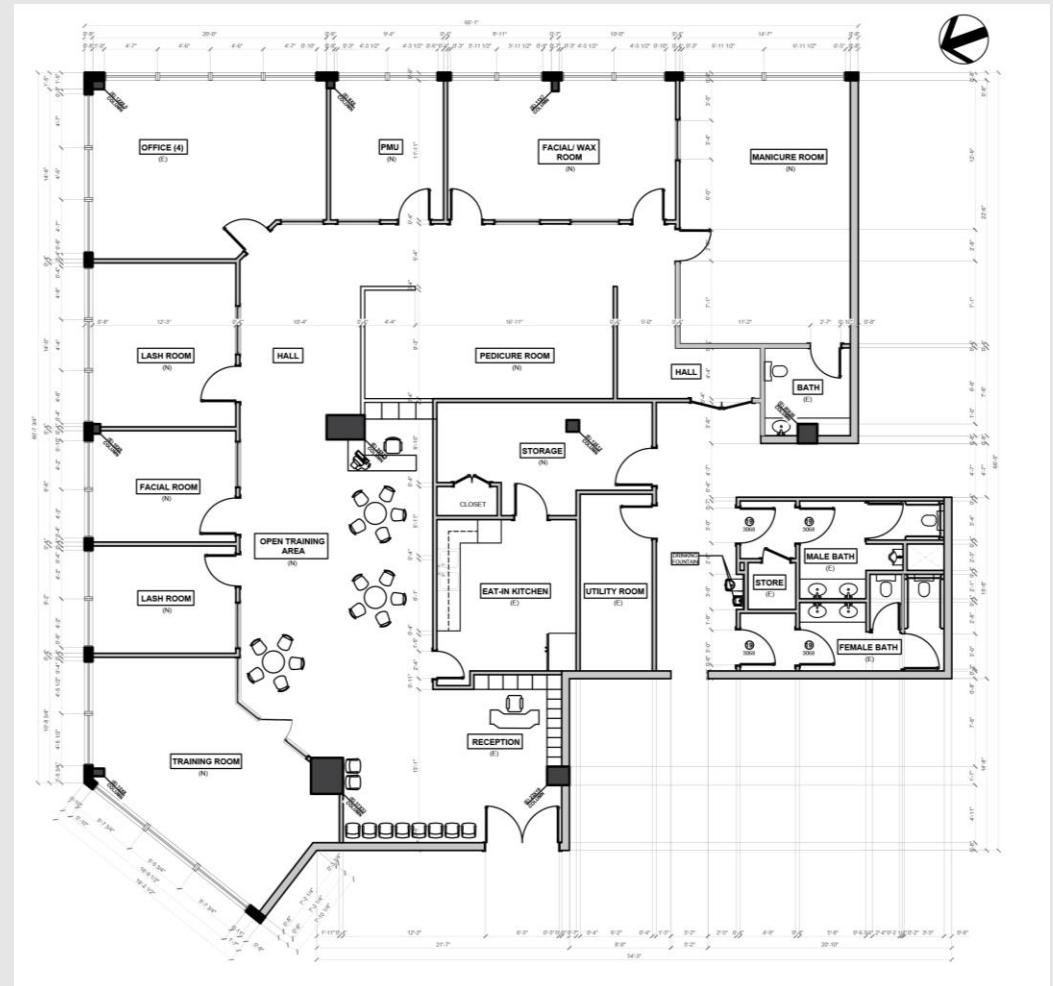
Project Brief:

Laveda Boutique, professional Salon treatments in Georgetown and DC wants to open another branch and cosmetology school in Alexandria Virginia. Bitarchitects is helping in transforming the office space into a salon and cosmetology school with all the required exhibits and code compliance.

Responsibilities:

- 3D visualizations for exterior
- 3D visualizations for Interior

Laveda Salon & School



Furnished Plan



1st View for Exterior in front of the building

2nd View for Exterior in back of the building






Views In Lobby





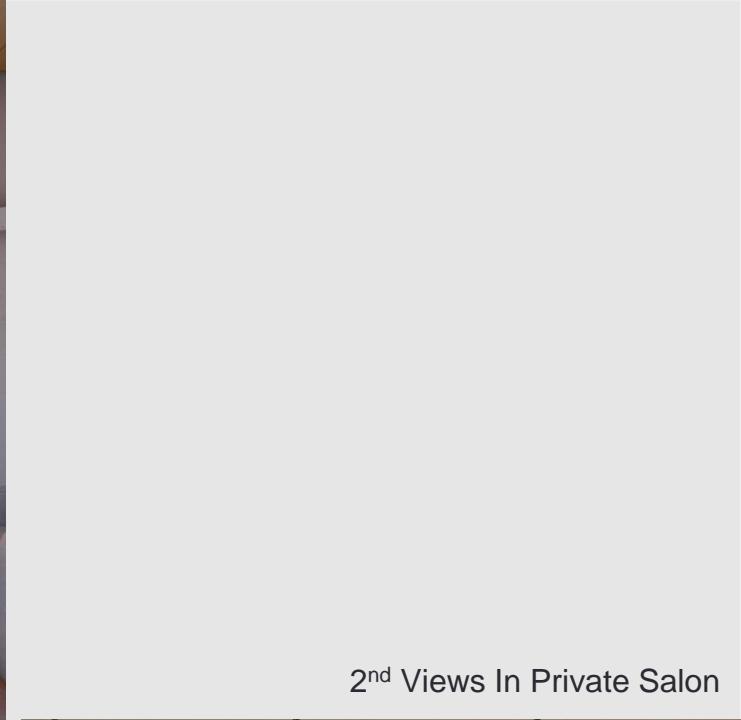
Views In Salon





BITARCHITECTS

1st Views In Private Salon



2nd Views In Private Salon

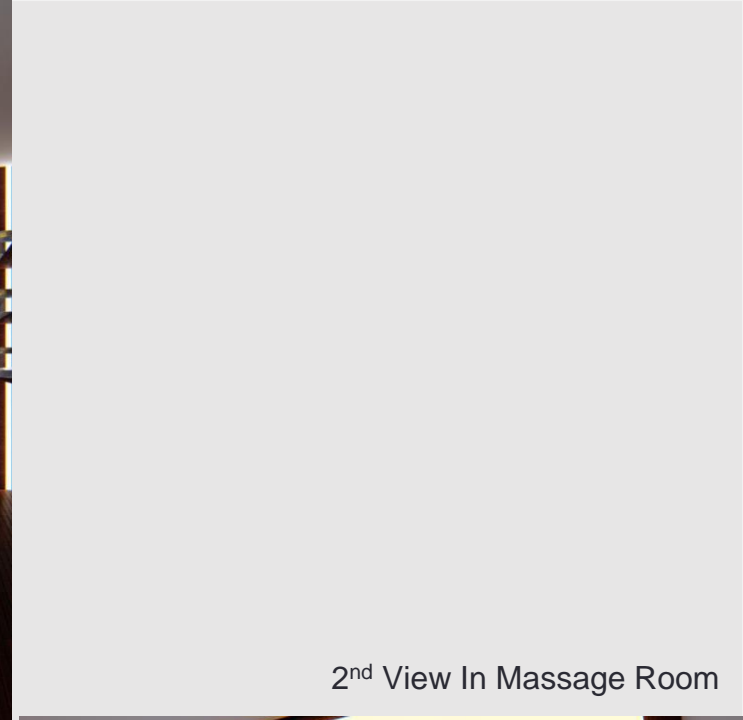
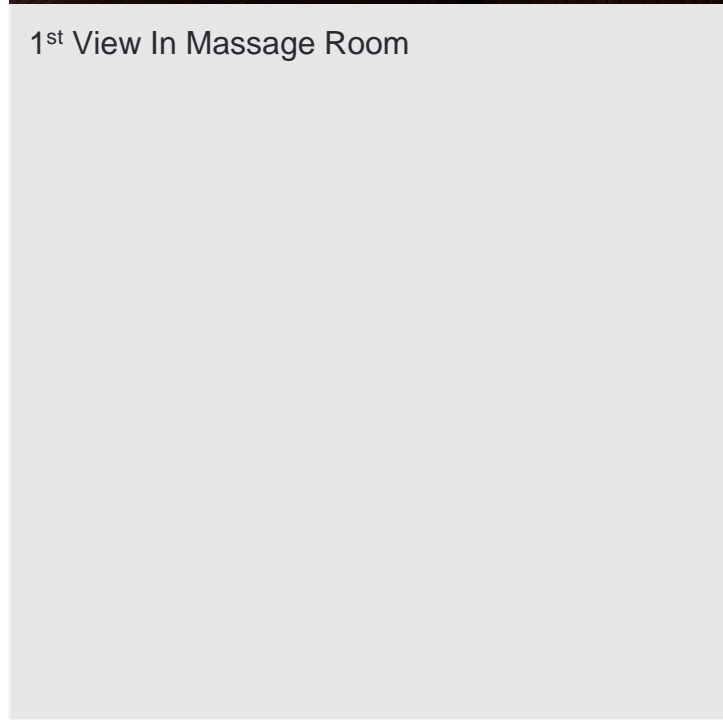


BITARCHITECTS




BITARCHITECTS

1st View In Massage Room



2nd View In Massage Room



BITARCHITECTS



Views In Kitchen



Payne Multi-Family Residence

Project Date: January 2023

Project Type: Residential: 1 Family House | Remodel

Project Owner: A. Payne


Project Valuation: 765,200.00 USD

Project Brief:

Ms. Payne wanted to turn her townhouse from a single-family dwelling into a 2-family dwelling so that she and her sister can have independent apartments within the same building. Bitarchitects team is helping to produce the required architectural drawings ensuring that both residences are independent and compliant with the international code.

Responsibilities:

- 3D visualizations for exterior
- 3D visualizations for Interior



View from Front of the Building



View from Back of the Building





BITARCHITECTS




BITARCHITECTS


Views in Basement Floor



BITARCHITECTS




BITARCHITECTS



Views in Living Room 1st Floor





BITARCHITECTS




BITARCHITECTS

Views in Dining Room 1st Floor



BITARCHITECTS



BITARCHITECTS



BITARCHITECTS



BITARCHITECTS

Views in Kitchen 1st Floor



BITARCHITECTS



BITARCHITECTS

Dani's Helping Hand

Project Date: July 2022

Project Type: Commercial: Senior Housing I Remodel

Project Owner: FSA | H. Hazziez

Project Valuation: 626,700.00 USD

Project Brief:


Mr. Hazziez wanted to decorate his house for his own so he can live in it peacefully. Bitarchitects team is helping her produce the required architectural drawings ensuring that both residences are independent and compliant with the international code

Responsibilities:


- 3D visualizations for exterior
- 3D visualizations for Interior

BITARCHITECTS

ARCHITECTURE, INTERIOR DESIGN & CONSTRUCTION



View From Exterior

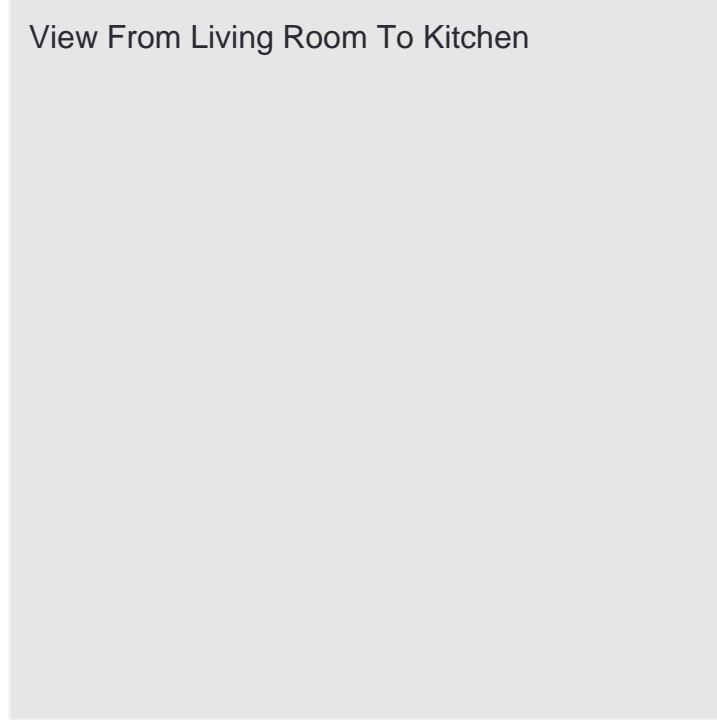




View From Living Room To Kitchen



View from Kitchen To Living Room





Living Room View

BITARCHITECTS



Kitchen View



BITARCHITECTS



BITARCHITECTS

Living Room Other View



Dining Room View




BITARCHITECTS



BITARCHITECTS


Dining Room other View




Lobby View



BITARCHITECTS



Master Bedroom 1st View



Master Bedroom 2ndView



BITARCHITECTS

1st View in The Office



2nd View in The Office



BITARCHITECTS

III WRITE-UP TASKS

[BTX Design Research]

Task Date: 02/16/2023

Task Type: Name one interior architect/designer whose work inspires you and specify briefly in 5 points why

John Dickinson:

Less an interior decorator and more a designer of startlingly fetishistic furnishings, Dickinson (1919–1982) nonetheless did put his hand to domestic and hospitality interiors, most of them neutral in effect, like this Northern California interior, shot for *House & Garden* in 1975.

1. Many collectors have not yet heard of John Dickinson. It is time to meet this genius designer, and to learn from, his deep and polished sense of refinement, his good humor, and his highly opinionated concepts of design.
2. San Francisco furniture and interior designer John Dickinson worked in the 1960s and 1970s and into the 1980s as almost a renegade, enjoying his 'outsider' status that made him even more admirable.
3. Many design insiders today still consider John Dickinson the most innovative and original American interior and furniture designer of the 20th-century.
4. Formica's living room decor renewed my admiration of John Dickinson's highly original furniture designs, and a new appreciation of my mentor and friend.
5. Dickinson preferred to create drama by altering the scale, shape and texture of furniture of using colors and patterns, which would date with the passing of years and changing styles.

III WRITE-UP TASKS

[BTX Design Research 2]

Task Date: 02/27/2023

Task Type: Use one project by your chosen Architect/Designer to create an interesting mood board

Azuma House (Row House) General Infographic

Azuma House (Row House) General Infographic By Architecture Tadao Ando – Plans: Azuma House was

built in 1976, and it is also known as the Row House. Tadao Ando was the architect for this project. Azuma House was one of the first works of him and was an inspiration for his work he did later in his career. The project is located in between two constricted party walls in Osaka, Japan.



Furniture: The relationship between it and the human being is fundamental for the latter, he incorporated into the construction a way of living in which the inhabitants would participate in nature.

Mood Board: Before we start with any project, we need to send an idea to the client about what am I going to do with my vision of the interior space, and send him/her my idea to do that we need to organize my presentation with PowerPoint, and gather the pictures information, inspirations and materials to my client so he/she can understand what to do with interior space, whether we need to remodel, construct and renovate, for that I need to present a Mood/Concept Board.

With Mood Board I need to have pictures, plans samples and laid them out in the way that they are comprehensive, they have a certain grid and order pleasant for my client to look at and easy for me to explain to him/her, my idea.

In this Mood Board I am going to have a plan, perspective (the space that I am going to work with), some close-up of architectural elements, customize, zoom-ins decorative elements, interns of furniture, especially color-scheme because it's extremely important to present with my Mood-Board so I am going to explain my client the color that I am going to implement in this interior space like: the painting, the color of the tiling and the furniture, alongside with the texture of every surface inside this interior space.

Choose my elements, spaces, objects and light sources wisely in this Mood Board, we must have balance, think of rhythm, how am I going to move around mu Mood Board, always remember to focus on main attention to my client to work on in this interior space, keeping in mind, hierarchy, harmony in everything we do. The font is also important, it's part of my presentation as well as the color background of my board.

Concept: two extreme ideas, show my client a certain mood, whenever he/she enters the room, so I choose the opposite ideas, so this way the client, will choose one of them, and I focus of developing my idea and concept, and there is going to be Free-hand sketch in interior space plus a certain idea, pictures and items that I am going to integrate in this interior space to represent our client, also palettes and textures.

[BTX Design Research 3]

Task Date: 03/07/2023

Task Type: After looking at the font video. Pick one piece of furniture (other than a chair to use as a reflection to 10 expressions for 10 different moods:

This group of items of different styles (could be furniture, decorative elements or any other pieces inside an interior space:

5 moods that correspond to these items explain briefly why you think that, 5 opposite moods that evoke a controversy between shape and words and explain briefly why you think that this is not working.





Bubble




III WRITE-UP TASKS

[BTX Design Research 4]

Task Date: 03/07/2023

Task Type: which 3 pictures caught your attention in the “don’t do” list, state in one line your solution for each one. And which 3 pictures caught your attention in the “do list” give 3 whys on each one. Now do your own internet search for 3 pictures of forms & shapes in projects that you agree with and 3 pictures for forms & shapes in projects that you disagree with.



<https://www.sightunseen.com/>



<https://stylebyemilyhenderson.com/blog/how-to-make-your-living-room-look-better-7-dos-and-donts>



<https://yarafeghali.com/Virtual-Reality-exhibition-Co-curator-2019>



<https://www.sonomamag.com/a-jungle-of-indoor-plants-and-plenty-of-natural-light-updates-designers-petaluma-cottage/>



<https://www.architecturendesign.net/weird-room-designs/>



<https://www.architecturendesign.net/weird-room-designs/>

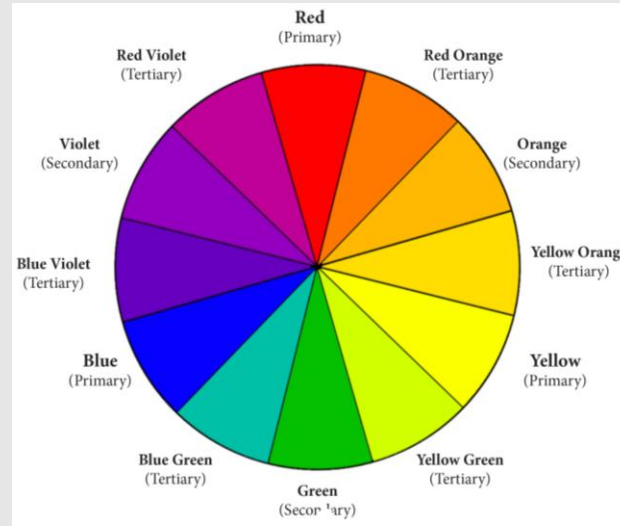
[BTX Design Research 5]

Task Date: 03/08/2023

Task Type: Do Colors play any role in an interior space?

Answer in 5 points. After looking at the video, which picture caught your attention in the “don’t do” list, state in one line your solution. And which picture caught your attention in the “do list” and state why in one line. Now do your own internet search for 5 pictures of colors in projects that you agree with and 5 pictures that you disagree with adding only one reason why and why not?

Color schemes are an important factor in Interior design. The color of the walls, furniture, natural elements, decorative pieces, lights, and fixtures all play an important role in the psyche of the inhabitant. They spent hours surrounded by the combination of colors you choose.



- 1. Monochromatic:** A variety of tones out of the same hue create a single or monochromatic scheme.
- 2. Analogous color scheme:** You can create it using colors that find a place next to each other on the color wheel; for example, an amber color scheme.
- 3. Triadic:** You can create this triadic from hues that are spaced out equally on the color wheel.
- 4. Complementary:** These are colors on opposite sides of the wheel. Upon mixing two of these colors, the result will be a muddy brown color.
- 5. Tetradic:** Variants of dual colors are distributed evenly across the color wheel.

Pictures of colors in projects that I agree:



Pictures of colors in projects that I disagree:



[BTX Design Research 6]

Task Date: 03/09/2023

Task Type: Do light play any role in an interior space?

Answer in 5 points. After looking at the video, which picture caught your attention in the “don’t do” list, state in one line your solution. And which picture caught your attention in the “do list” and state why in one line. Now do your own internet search for 5 pictures of light in projects that you agree with and 5 pictures that you think is too much.


Lights affect the overall design of an interior space drastically in different ways. For instance, lights, when placed incorrectly can make the size of a room appear smaller. On the other hand, strategically placed lights can make an interior look more spacious than it really is.

1. **Ambient (General) Lighting:** This type of lighting is mostly used to illuminate general areas to provide an overall illumination to a room.
2. **Accent Lighting:** It is a type of lighting that highlights and creates a focal point on a specific element of an Interior.
3. **Functional (Task) Lighting:** This type of lighting is usually used in work spaces, work stations and aids in performing daily tasks.
4. **Color management:** Light is meant to enhance certain surfaces and subtract or add to the overall colors of some space.
5. **Illusion:** We already mentioned that professional designers use lighting to change the way their clients perceive the shape or size of space.

Pictures of Texture & Pattern that I agree:



Pictures of Texture & Pattern that I disagree:



[BTX Design Research 7]

Task Date: 03/13/2023

Task Type: Do textures and patterns play any role in an interior space?

Answer in 5 points why. After looking at the video, which 3 pictures caught your attention in the “don’t do” list, state in one line your solution for each. And which 3 pictures caught your attention in the “do list” and state why in one line for each. Now do your own internet search for 3 pictures of Texture & Pattern that you agree with and 3 pictures that you think are too much?


Different textures can hugely affect the overall feel of a space, in the same way warm and cool colors do. Rough textures can make a space feel intimate, rustic and grounded, while smoother surfaces tend to add a modern, sleek and contemporary tone to a space.

1. **Pattern adds drama:** Though we wish to avoid drama in our life without a little show, everything around us will turn boring and dull.
2. **Patterns play with texture:** Pattern can be used in accord with other design elements like texture to emphasize your room’s aspects.
3. **Pattern establishes energy:** Pattern helps to establish lively energy in the interiors. A chunk of pattern seems to be insignificant but when it covers a big space, it is spread all over.
4. **Pattern gives direction and dimension:** Pattern reflects a depth in the space and grabs the attention of your eyes.
5. **Pattern can be mixed not matched:** The concept of pattern is a bit tricky to understand, but if you absorb it, you can easily play with it in the home interiors.

Pictures of light in projects that I agree:



Pictures of light in projects that I disagree:



[BTX Design Research 8]

Task Date: 03/14/2023

Task Type: do you think balance & harmony play any role in an interior space?

Answer in 3 points for each

Which picture caught your attention in the “don’t do” list, state in one line your solution.

And which picture caught your attention in the “do list” and state why in one line

Now do your own internet search for 3 pictures of Balance & Harmony

You agree with and 3 pictures you think it is too much

Balance is an important principle in interior design because it helps to create a sense of harmony and equilibrium in a space. It is the idea that elements in a room are arranged in a way that is visually pleasing and feels stable.

1. **Symmetrical Balance:** Symmetrical balance is achieved when elements on one side of a room are mirrored on the other side. This type of balance is often used in more formal spaces and can create a sense of tradition and stability.
2. **Asymmetrical balance:** Asymmetrical balance is when the elements on one side of the room are not mirrored on the other side but still create a sense of visual balance. This type of balance can be more dynamic and interesting, and is often used in more contemporary spaces.
3. **Radial Symmetry:** Radial balance is when elements in a room are arranged around a central point, creating a sense of movement and energy. This type of balance is often used in spaces with a focal point, such as a fireplace, dining table or a piece of artwork.

Pictures of Balance & Harmony that I agree with:



Pictures of Balance & Harmony that I disagree with:



[BTX Design Research 9]

Task Date: 03/15/2023

Task Type: Do you think rhythm and proportion play any role in an interior space?

Answer in 5 points for each

Which pictures caught your attention in the “don’t do” list, state in one line your solution.

And which pictures caught your attention in the “do list” and state why in one line

Now do your own internet search for 5 pictures of Rhythm & Proportion

You agree with and 5 pictures you think it is too much.

To start, rhythm is one of the seven principles of interior design. It’s used to help our eyes move around a room in an organized manner and thought. Also, it plays a large role in how we perceive the space, both in terms of functionality and whether or not it seems aesthetically pleasing. There are five main techniques that you can utilize to encourage the flow of movement throughout your interiors. They are as follows:

1. **Repetition:** Repeating a continuous pattern throughout the space to create a sense of stability
2. **Gradation:** Using a step-by-step sense of progression to move the eye from one end of the space to the other
3. **Transition:** Allowing a design element (usually shape) to move the eye in an uninterrupted flow from one spot to another
4. **Contrast:** Contrast is created when one design element is in direct opposition to another, causing the eye to move back-and-forth between them
5. **Radiation:** When several design elements come together to form a balanced rotation around a center object

[BTX Design Research 9]

Task Date: 03/15/2023

Task Type: Do you think rhythm and proportion play any role in an interior space?

Answer in 5 points for each

Which pictures caught your attention in the “don’t do” list, state in one line your solution.

And which pictures caught your attention in the “do list” and state why in one line

Now do your own internet search for 5 pictures of Rhythm & Proportion

You agree with and 5 pictures you think it is too much.

Proportion is an essential element for successful architecture and interior design. It is the fundamental principle of balance and unity, and allows for a harmonious collaboration between all design elements to create aesthetically pleasing, functional, and well-designed spaces.

1. **Color Proportion:** Since colors form the base of any interior space, designers need to choose the right balance of colors, whether it is for the interior itself or the objects and furniture in the area.
2. **Space Proportion:** The placement of objects in a room makes a huge difference to the overall outcome of how the room looks.
3. **Light Proportion:** Every good interior designer knows that the interior space they do up should have a good mix of natural light and artificial light.
4. **Shape Proportion:** Designers need to understand shape proportion to create a balanced look where the same shape or pattern is followed throughout the room.
5. **Use architectural detailing:** To add emphasis to any room, interior designers use a hint of architectural detailing.

Pictures of Rhythm & Proportion that I agree:



Pictures of Rhythm & Proportion that I disagree:



[BTX Design Research 10]

Task Date: 03/16/2023

Task Type: Do you think Emphasis, Hierarchy & Variety play any role in an interior space? Answer in 3 points for each. Which picture caught your attention in the “don’t do” list, state in one line your solution.

And which picture caught your attention in the “do list” and state why in one line. Now do your own internet search for 5 pictures of each: Emphasis, Hierarchy & Variety. You agree with and 5 pictures of each you think it is too much

The principle of **Emphasis** can be used in both small and large spaces. In a small room, it is often necessary to have a focal point to make the area feel more cohesive and unified. In a larger room, you may have more freedom to play with different elements and create multiple points of interest.

1. **Color:** One of the easiest ways to create a focal point is through your color palette.
2. **Texture & Pattern:** Much like the use of color, bringing different textures and patterns into your space energizes the room.
3. **Lighting:** The way light illuminates a room is a powerful way to create emphasis.

Hierarchy is a system. It is the principal to arrange or organize items and rank them by importance. It also involves placing items in an orderly sequence to regulate significance. Well, having unorganized data or information can create confusion. It lacks priority or deviates us from the main agenda of any piece of information. It works similarly in all industries.

1. **Hierarchy by Size:** One of the ways to emphasize a space or form in design is by controlling its size.
2. **Hierarchy by Shape:** Another way to emphasize a space is by contrasting its shape with its composition.
3. **Hierarchy by Placement:** Another alternative way to emphasize hierarchy in design is by strategical placement.

Variety in interior design can come as a unique shape or form, a contrasting color, or as varying patterns or textures; the use of it adds diversity to our commercial interiors.

1. **Simplicity:** Simplicity refers to purposely reducing the amount of potential variety.
2. **Repetition:** Repetition within a composition will guarantee a feeling of unity.
3. **Proximity:** Proximity refers to the closeness of different components in a work of art.

Pictures of **Emphasis** :



Pictures of **Hierarchy** :



Pictures of **Variety** :



Meeting with Deputy Camille Dory Chamoun

Meeting Date: 04/11/2023

Five Key takeaways from the Deputy Camille Chamoun meeting, what have we learned:

1. **Humbleness:** Humbling helps one extend more compassion and empathy to others. This is most likely because humbling offers the opportunity to become less self-involved and more attuned with the feelings of others.
2. **Be yourself:** Being yourself means you like who you are. It means living life how you wanted to live it, regardless of other peoples' opinions, and respect yourself. Worrying about what others will think is just a waste of time, you can't control them or control their thoughts.
3. **Family:** These bonds are important because family helps us get through the most disastrous times and the best times. Family is important because they can offer support and security coupled with unconditional love; they will always look to see and bring out the best in you even if you cannot see it for yourself.
4. **Mistakes:** One of the main reasons why it is good to make mistakes is that they help you learn valuable lessons you can use to succeed in life. Through trial and error, you discover what works for you and what doesn't, explore new ideas, expand your knowledge, and make the necessary changes to your strategies and mindset.
5. **Goal:** Setting goals gives you long-term vision and short-term motivation. It focuses your acquisition of knowledge, and helps you to organize your time and your resources so that you can make the most of your life.

Meeting with Mr. Walter Swindell

Meeting Date: 04/27/2023

Five Key takeaways from the Financial Advisor Mr. Walter Swindell meeting, what have we learned?

1. **Shortcut:** It's no secret that using shortcuts makes you more efficient at doing certain tasks on your computer, because you're not unnecessarily reaching for a mouse all the time. Once you learn the lot of them, you'll definitely notice a boost to productivity.
2. **Mistake:** A mistake could also show you where you can improve your skills. Picking out the lessons you've learned from a mistake can help you improve yourself and your work. For example, running late to an important meeting can show you that you may want to improve your time management skills.
3. **Discipline:** it ensures individuals maintain silence at workplace and work as a single unit with their team members to achieve organization goals and objectives. Discipline is in fact the lifeline of an organization. Without discipline, employees would not only misbehave but also do whatever they want to do.
4. **Patience:** Achieving your goals: One of the most important benefits of patience in your career is that it allows you to achieve your goals. Facing and overcoming obstacles builds endurance and confidence, and the satisfaction you receive from achieving each milestone goal can help you to stay motivated in your career.
5. **Family:** Parents serve as a major influence in their children's career development and career decision- making. Parents want their children to find happiness and success in life and one factor which influences happiness and success is career choice.

INTERNSHIP EXPERIENCE BRIEF

Internship Dates: 02/08/2023 – 04/27/2023
Virtual

1. **Team work:** It is important because it enables your team to share ideas and responsibilities, which helps reduce stress on everyone, allowing them to be meticulous and thorough when completing tasks. This will enable them to meet sales goals quickly.
2. **Communication:** In our daily life, communication helps us build relationships by allowing us to share our experiences, and needs, and helps us connect to others. It's the essence of life, allowing us to express feelings, pass on information and share thoughts. We all need to communicate.
3. **Time management:** The benefits of time management include greater clarity, greater capability, and greater confidence. When you are clear on the best use of your time, you become more focused and productive. Good time management helps you achieve bigger goals, reduces procrastination, and increases productivity.
4. **Self-Discipline:** It allows you to stay focused on your goals. It enables you to stay in control of yourself and of your reaction to any situation. Self-discipline is like a muscle: the more you train it, the stronger you become.
5. **Positivity:** Lower levels of distress and pain. Greater resistance to illnesses. Better psychological and physical well-being. Better cardiovascular health and reduced risk of death from cardiovascular disease and stroke.